

Scaled data based on original data using
LM-79-08 Approved Method: Electrical and Photometric Measurements of Solid-
State Lighting Products

Test Report Prepared for
Cooper Lighting Solutions
(formerly Eaton)

Brand: McGRAW-EDISON

Report Number: P200153

Luminaire Tested: **GWC-AF-01-LED-E1-SL4-1200**

Issue Date: 3/3/2020

Test Information

Test Method: LM-79-08
Report Number: P200153
TEST IS SCALED FROM IESNA LM-79-08 TEST DATA (P24294)
Test Lab: INNOVATION CENTER P2
Issue Date: 3/3/2020
Manufacturer: COOPER LIGHTING SOLUTIONS (FORMERLY EATON)
Product Line: MCGRAW-EDISON
Catalog Number: GWC-AF-01-LED-E1-SL4-1200
Description: GALLEON WALL LUMINAIRE
(1) 70 CRI, 4000K, 1200mA LIGHTSQUARE WITH 16 LEDS EACH AND TYPE IV SPILL
LIGHT ELIMINATOR OPTICS
Light Source: -
Ballast/Driver: ELECTRONIC DRIVER

Summary

Lumens per Lamp: N/A
Luminaire Lumens: 6778.1 lumens
Efficiency: N/A
Efficacy: 101.2 lumens/watt
Luminous Opening: Rectangular (W 0.5' x L: 0.5' x H: 0')
IES Classification: Type IV - Short - Semi-Cutoff
BUG Rating: B1 - U0 - G2

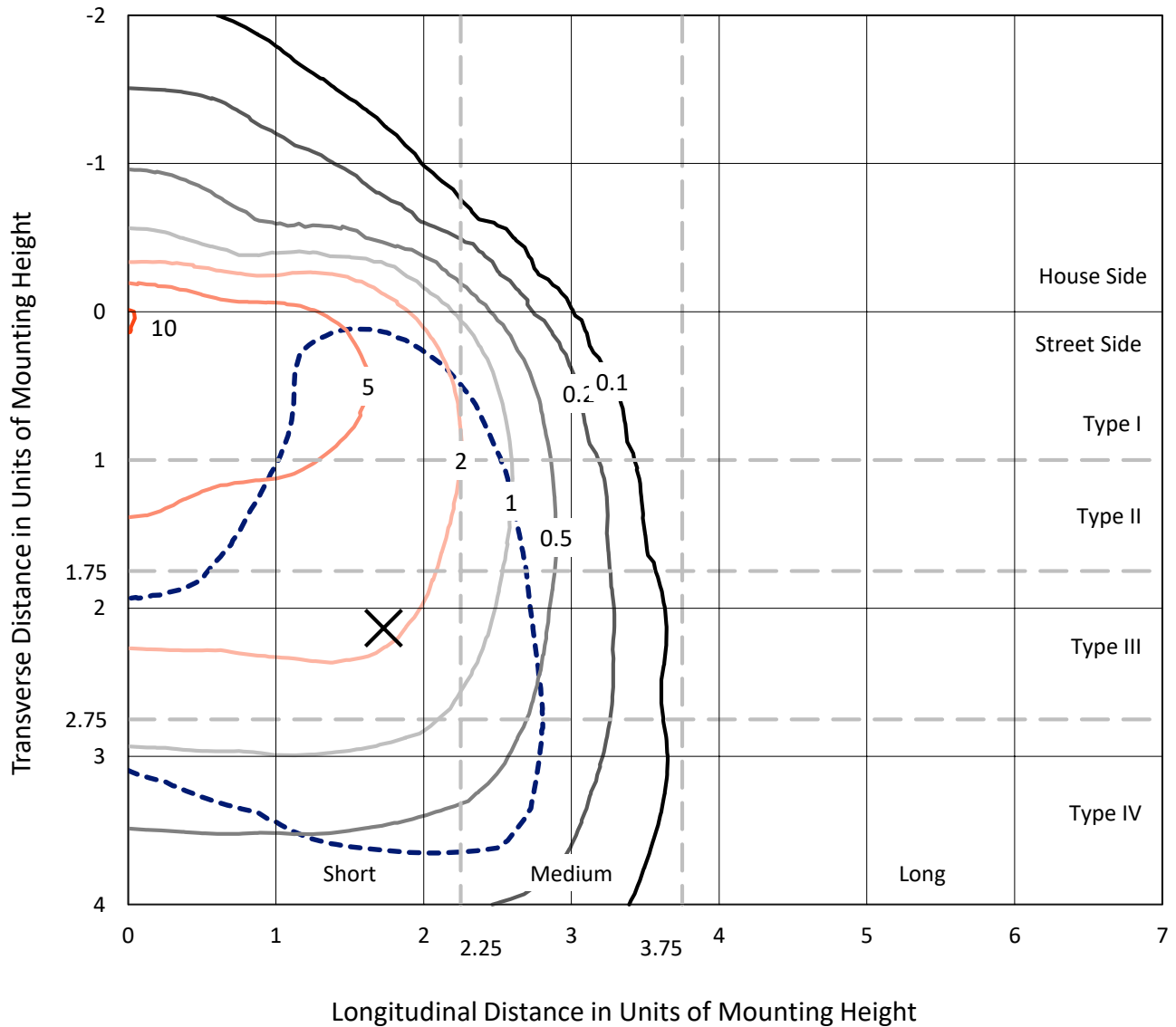
Input Watts (W): 67
Input Voltage (V): NR
Input Current (Ain): NR
Voltage Rise (V): NR
Power Factor: NR
Total Harmonic Distortion (THDi): NR
Frequency (hertz): 60
Stabilization Time: NR
Operation Time: NR
Ambient Temperature (°C): NR
Test Distance: 25 FT



REPORT NUMBER: P200153
 CATALOG NUMBER: GWC-AF-01-LED-E1-SL4-1200

Iso-Footcandle Lines of Horizontal Illumination

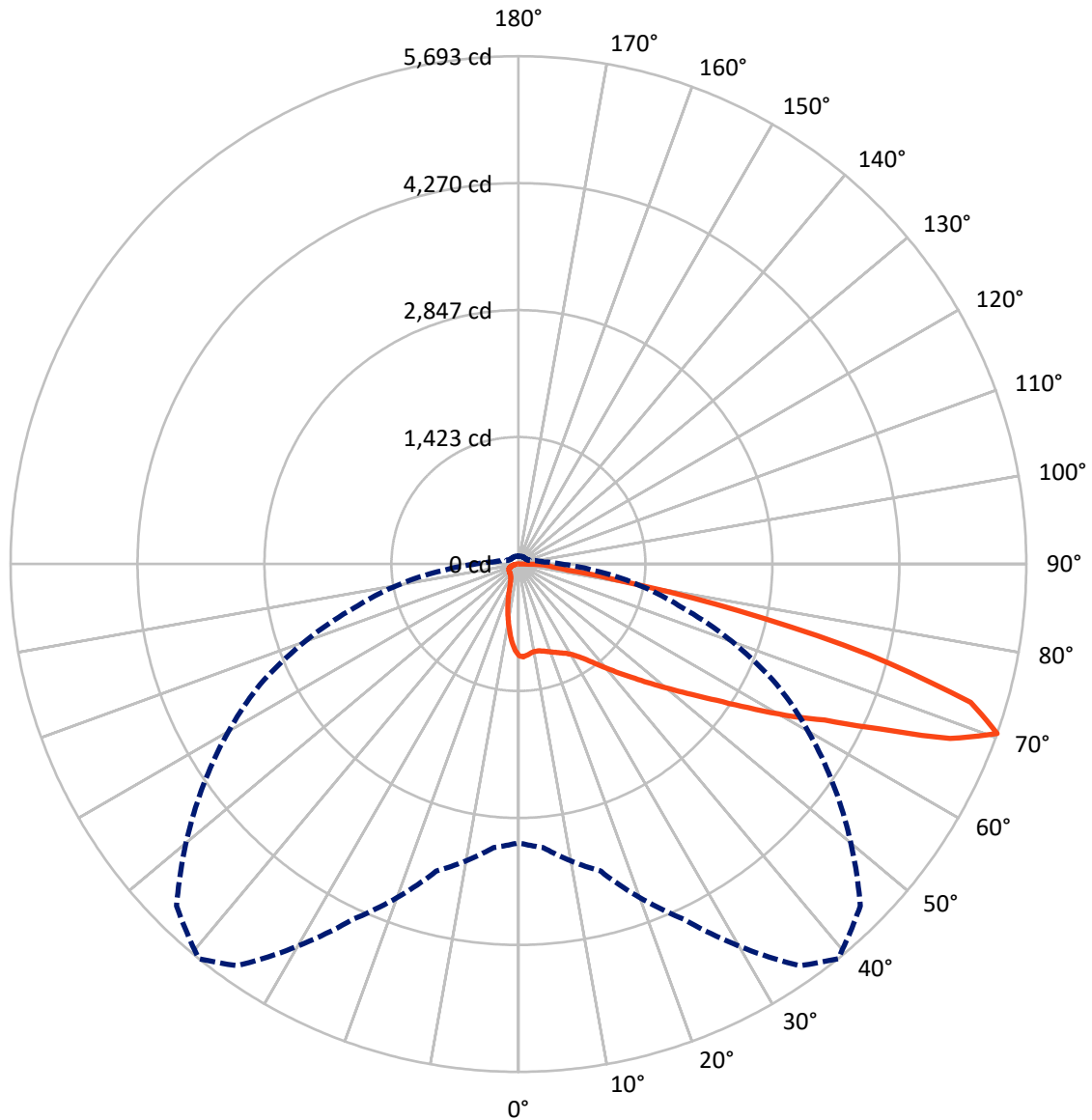
× Max cd
 - - - 1/2 Max cd



Based on 10 foot mounting height. Maximum calculated value = 10.3 fc
 Type IV - Short - Semi-Cutoff

REPORT NUMBER: P200153
CATALOG NUMBER: GWC-AF-01-LED-E1-SL4-1200

Luminous Intensity Polar Plot



— Vertical Plane Through 39-Deg Lateral - - - Horizontal Cone Through 70-Deg Vertical

REPORT NUMBER: P200153
 CATALOG NUMBER: GWC-AF-01-LED-E1-SL4-1200

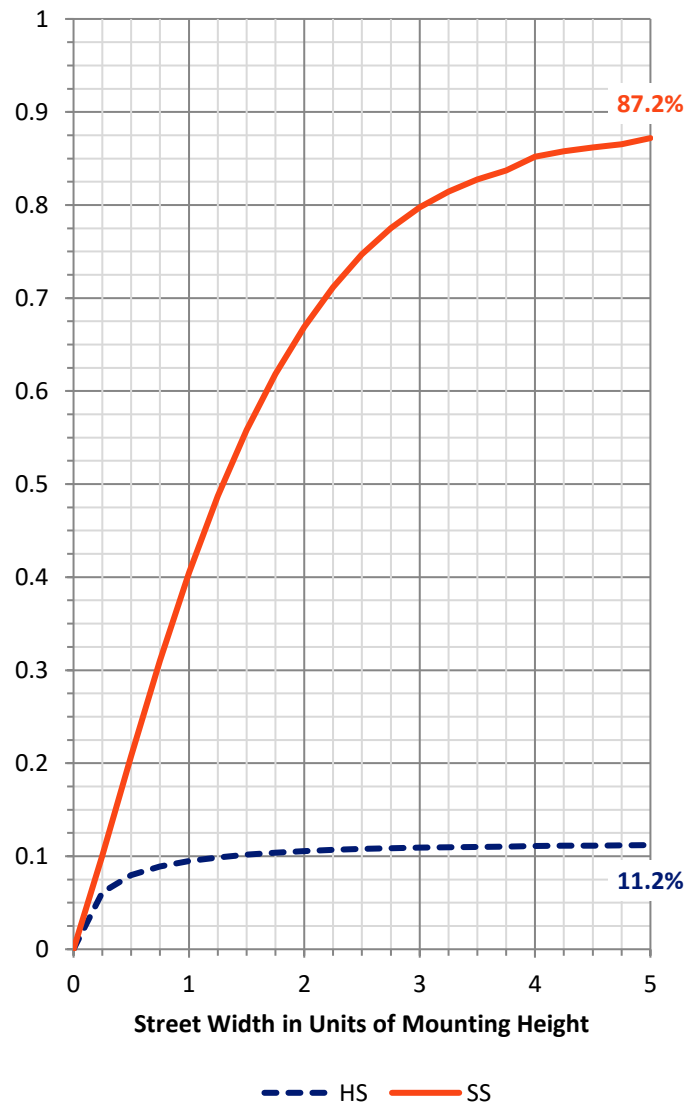
FLUX DISTRIBUTION:

		Downward	Upward	Total
House Side	Lumens	770.9	0.0	770.9
	% Fixture	11.4	0.0	11.4
Street Side	Lumens	6007.2	0.0	6007.2
	% Fixture	88.6	0.0	88.6
Total	Lumens	6778.1	0.0	6778.1
	% Fixture	100.0	0.0	100.0

Coefficient of Utilization

ZONAL LUMENS:

Zone	Lumens	% Fixture
0°-10°	88.3	1.3
10°-20°	220.7	3.3
20°-30°	343.7	5.1
30°-40°	535.4	7.9
40°-50°	898.9	13.3
50°-60°	1427.9	21.1
60°-70°	1904.7	28.1
70°-80°	1150.2	17.0
80°-90°	208.2	3.1
90°-100°	0.0	0.0
100°-110°	0.0	0.0
110°-120°	0.0	0.0
120°-130°	0.0	0.0
130°-140°	0.0	0.0
140°-150°	0.0	0.0
150°-160°	0.0	0.0
160°-170°	0.0	0.0
170°-180°	0.0	0.0
0°-90°	6778.1	100.0
0°-180°	6778.1	100.0



REPORT NUMBER: P200153

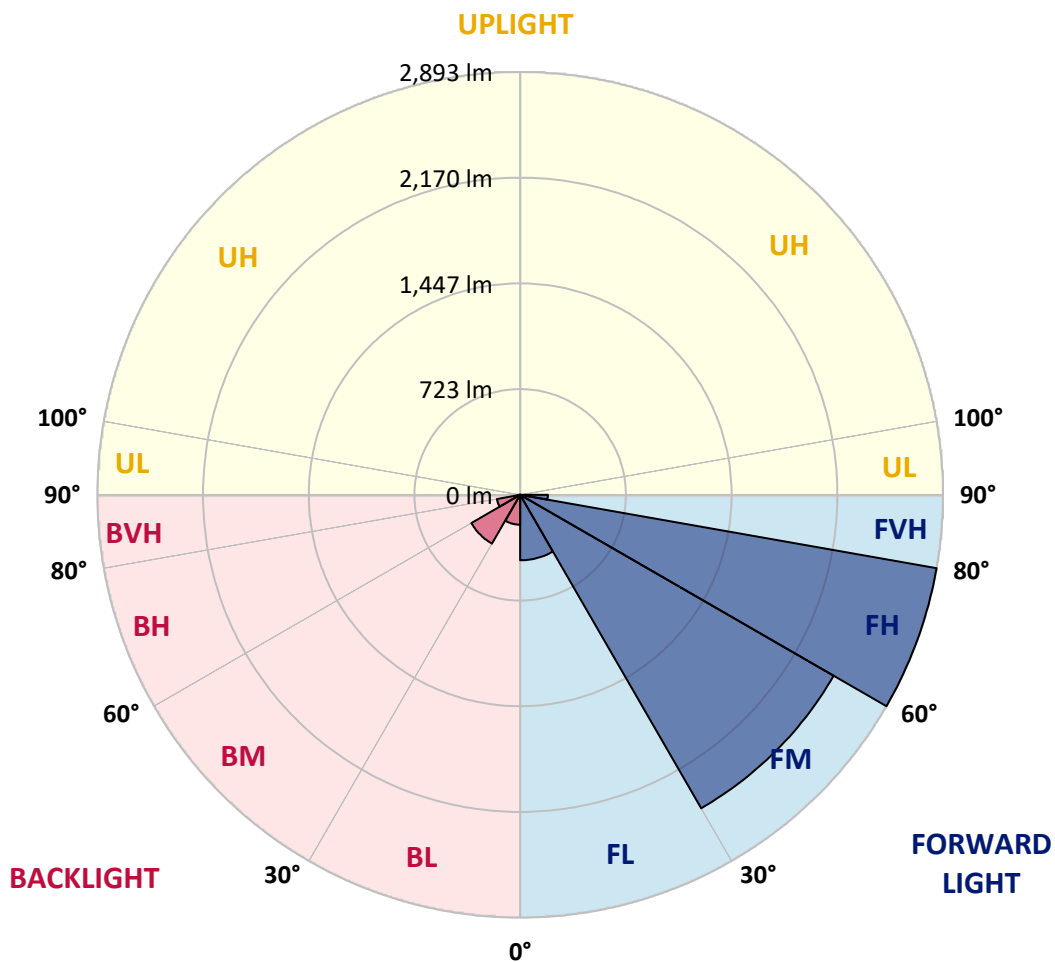
CATALOG NUMBER: GWC-AF-01-LED-E1-SL4-1200

LUMINAIRE CLASSIFICATION SYSTEM LUMEN TABLE AND BUG RATING:

Zone		Lumens	% Fixture	Zone Rating/Lumen Limit		
				B	U	G
FL	(0°-30°)	448.2	6.6			
FM	(30°-60°)	2476.4	36.5			
FH	(60°-80°)	2893.1	42.7			G2/5000
FVH	(80°-90°)	189.4	2.8			G2/225
BL	(0°-30°)	204.5	3.0	B1/500		
BM	(30°-60°)	385.8	5.7	B1/1000		
BH	(60°-80°)	161.8	2.4	B1/500		G1/500
BVH	(80°-90°)	18.8	0.3			G1/100
UL	(90°-100°)	0.0	0.0		U0/0	
UH	(100°-180°)	0.0	0.0		U0/0	

BUG Rating: B1-U0-G2

Type IV Short





REPORT NUMBER: P200153
 CATALOG NUMBER: GWC-AF-01-LED-E1-SL4-1200

CANDELA DISTRIBUTION (FULL):

	0°	5°	15°	25°	35°	39°	45°	55°	65°	75°	85°
0°	1029.0	1029.0	1029.0	1029.0	1029.0	1029.0	1029.0	1029.0	1029.0	1029.0	1029.0
2.5°	1049.0	1048.6	1045.9	1043.8	1042.1	1041.5	1042.8	1037.7	1033.2	1027.7	1021.8
5°	1041.1	1040.8	1036.2	1032.2	1028.0	1026.6	1026.2	1016.9	1011.4	1003.2	992.2
7.5°	1032.5	1030.7	1024.9	1017.9	1010.8	1007.3	1003.8	991.8	985.6	977.3	964.5
10°	1023.5	1021.4	1015.9	1009.0	1002.2	997.0	991.1	979.4	972.8	966.7	951.9
12.5°	1014.2	1012.5	1011.1	1008.0	1003.2	998.7	994.2	984.2	977.3	970.1	952.9
15°	1012.8	1012.1	1015.3	1017.3	1014.6	1011.8	1007.0	998.3	991.1	983.9	961.5
17.5°	1023.9	1023.5	1031.4	1037.0	1035.5	1030.7	1024.2	1014.6	1008.7	1002.5	974.6
20°	1048.0	1049.6	1059.4	1066.5	1059.7	1052.8	1042.1	1028.7	1025.6	1022.8	988.0
22.5°	1093.4	1095.2	1102.0	1104.8	1086.9	1077.0	1062.1	1044.8	1042.8	1044.8	1004.2
25°	1164.4	1162.7	1161.7	1151.3	1118.6	1103.2	1084.1	1066.2	1067.2	1076.6	1026.9
27.5°	1258.5	1249.2	1234.7	1203.7	1151.7	1134.5	1111.3	1094.9	1101.4	1119.3	1061.1
30°	1356.0	1345.7	1312.2	1261.6	1195.1	1176.2	1150.3	1131.7	1149.0	1177.2	1106.5
32.5°	1446.4	1444.9	1396.0	1330.9	1255.1	1238.6	1212.7	1191.6	1219.6	1262.6	1174.8
35°	1544.9	1548.0	1489.4	1411.2	1336.1	1318.8	1300.3	1284.4	1321.6	1380.9	1273.7
37.5°	1650.3	1656.6	1587.3	1499.0	1428.4	1421.2	1410.1	1403.3	1460.8	1542.8	1411.9
40°	1791.3	1785.0	1689.0	1598.4	1541.8	1541.5	1538.0	1546.3	1642.0	1754.5	1589.4
42.5°	1942.3	1924.0	1796.8	1704.8	1666.2	1677.9	1684.8	1718.6	1860.2	2011.5	1805.8
45°	2104.9	2063.9	1908.8	1817.5	1804.4	1829.2	1852.7	1926.0	2117.0	2304.1	2042.8
47.5°	2234.8	2195.2	2024.6	1935.7	1964.3	2001.8	2047.0	2163.1	2404.3	2606.3	2276.9
50°	2337.1	2311.4	2141.4	2073.5	2140.4	2198.3	2272.1	2431.6	2703.5	2900.6	2493.6
52.5°	2436.5	2417.1	2259.3	2214.8	2347.2	2427.2	2527.4	2719.7	3010.2	3190.1	2675.9
55°	2526.0	2512.3	2386.1	2390.9	2590.4	2694.6	2820.7	3047.8	3344.4	3448.2	2830.3
57.5°	2627.0	2609.4	2530.9	2611.8	2903.0	3038.2	3202.1	3416.5	3658.1	3677.7	2947.8
60°	2728.6	2713.5	2691.4	2866.8	3300.0	3442.0	3597.4	3773.9	3976.1	3855.9	2941.0
62.5°	2816.9	2818.6	2857.5	3134.6	3688.8	3853.1	4042.7	4217.0	4263.9	3886.9	2723.5
65°	2966.5	2993.7	3109.8	3513.6	4236.0	4455.9	4688.5	4660.6	4343.6	3597.1	2257.2
67.5°	3144.2	3192.1	3427.5	4018.9	4927.7	5219.5	5309.4	4760.8	4024.7	2924.0	1609.0
70°	3126.3	3192.1	3564.7	4395.5	5497.6	5693.3	5420.4	4308.7	3195.9	1910.2	854.7
72.5°	2776.2	2870.3	3285.2	4222.9	5318.1	5300.8	4705.7	3212.2	1898.8	767.1	333.9
75°	2116.0	2211.0	2568.0	3336.3	4203.2	4058.6	3338.9	1774.4	720.6	304.6	210.5
77.5°	1217.2	1291.0	1566.6	2046.0	2666.6	2518.1	1858.5	789.2	350.8	212.3	164.4
80°	679.5	720.6	888.0	1038.0	1306.8	1197.9	831.6	490.4	261.9	154.1	126.8
82.5°	537.3	573.8	718.2	654.8	596.9	550.7	477.6	436.6	209.2	97.2	75.8
85°	469.3	504.2	607.9	515.6	407.6	373.9	388.0	429.7	162.6	58.6	64.8
87.5°	434.9	481.4	541.8	397.3	317.4	281.2	358.0	471.1	52.4	36.5	26.2
90°	0.0	0.0	0.0	0.0	0.0	0.0	0.0	0.0	0.0	0.0	0.0



REPORT NUMBER: P200153
 CATALOG NUMBER: GWC-AF-01-LED-E1-SL4-1200

CANDELA DISTRIBUTION (continued):

	90°	95°	105°	115°	125°	135°	145°	155°	165°	175°	180°
0°	1029.0	1029.0	1029.0	1029.0	1029.0	1029.0	1029.0	1029.0	1029.0	1029.0	1029.0
2.5°	1016.6	1011.1	1002.2	994.2	981.8	975.3	968.0	962.8	958.7	955.2	960.8
5°	985.2	974.9	955.9	935.6	911.6	892.5	876.7	861.8	851.5	844.7	849.5
7.5°	955.6	938.8	909.1	872.2	830.8	795.8	766.8	741.2	723.7	712.3	716.8
10°	938.8	917.7	871.9	814.0	753.0	698.2	652.7	613.4	586.2	570.7	573.1
12.5°	934.6	907.4	843.9	764.3	681.0	604.8	540.7	486.2	448.0	428.0	428.7
15°	937.7	902.9	817.7	716.8	611.3	515.2	435.3	369.1	324.6	301.9	301.6
17.5°	942.9	899.5	790.2	665.4	540.7	429.0	339.8	275.0	235.7	217.5	216.0
20°	948.4	894.0	759.2	610.0	467.3	349.1	266.1	215.4	190.6	180.6	179.9
22.5°	956.3	889.1	727.1	551.4	395.3	284.3	218.8	184.7	171.7	166.4	165.7
25°	969.0	886.7	693.0	490.4	330.5	237.7	190.6	169.5	161.9	158.6	158.1
27.5°	990.4	890.2	660.9	431.1	277.7	206.4	174.7	161.9	156.4	153.3	153.0
30°	1017.9	900.8	627.2	374.9	236.7	185.1	165.1	156.8	152.3	149.2	149.2
32.5°	1063.9	918.7	591.7	326.3	207.5	170.2	157.8	152.3	148.5	146.1	145.8
35°	1131.4	952.5	558.6	286.0	186.5	159.6	151.6	147.5	144.7	143.3	143.3
37.5°	1229.6	1006.0	529.4	257.1	173.7	152.3	145.8	142.7	141.0	141.0	141.0
40°	1361.5	1079.7	505.5	237.7	166.4	147.1	141.3	138.9	137.9	138.2	138.2
42.5°	1524.6	1175.5	489.7	224.3	163.0	144.0	138.2	136.2	135.1	134.7	135.1
45°	1710.3	1284.4	487.9	214.3	159.6	142.0	136.2	134.0	132.0	130.6	130.6
47.5°	1890.9	1395.0	502.1	210.9	155.8	139.5	134.4	132.4	129.2	126.1	126.1
50°	2050.4	1489.1	521.1	212.3	154.4	136.2	131.7	130.6	125.8	122.3	122.0
52.5°	2177.2	1561.4	536.5	216.5	155.8	133.7	128.2	128.6	123.4	119.6	119.3
55°	2278.9	1609.0	532.4	220.5	158.9	132.4	125.1	125.8	121.6	117.8	117.8
57.5°	2323.4	1591.4	486.6	217.1	161.3	132.7	122.7	125.4	122.0	118.6	118.6
60°	2227.9	1435.3	400.8	201.9	158.1	131.7	121.6	126.8	126.4	123.1	122.7
62.5°	1939.1	1155.8	310.9	179.5	147.5	126.4	118.9	126.4	130.2	129.2	128.9
65°	1494.6	823.3	237.4	155.4	133.0	117.8	111.6	118.6	123.7	125.1	124.8
67.5°	970.1	504.5	183.0	132.7	116.8	107.8	102.4	105.5	106.5	106.5	105.8
70°	476.9	271.6	145.8	111.6	100.2	97.2	94.1	92.4	90.6	89.3	89.3
72.5°	235.4	177.5	119.9	94.4	86.5	85.1	84.4	82.3	81.0	79.3	78.6
75°	174.0	144.4	102.0	79.6	74.5	73.0	74.5	72.7	72.3	71.0	70.3
77.5°	143.0	123.1	87.9	68.2	63.7	61.4	63.4	63.7	64.1	62.0	61.4
80°	116.1	104.0	73.4	56.5	52.4	50.6	52.1	54.8	55.4	52.4	51.0
82.5°	83.8	85.1	59.2	44.1	40.7	39.3	42.0	45.5	46.1	41.7	40.7
85°	70.3	71.0	45.5	31.4	27.9	25.9	30.3	33.8	36.2	31.7	30.7
87.5°	29.3	41.7	26.2	17.6	15.5	13.4	16.2	17.9	21.7	19.9	19.6
90°	0.0	0.0	0.0	0.0	0.0	0.0	0.0	0.0	0.0	0.0	0.0

(END OF REPORT)